



views.id

Living in the Huon Valley, 2021 – Views report

November 2021

Created by
Daniel Evans .id consulting
e) dan@id.com.au
m) 0407 502 887
w) <https://content.id.com.au/viewslip>

Prepared for
Huon Valley Council


Top five key findings...

.id consulting has identified five key findings from the Living in the Huon Valley survey.

While Overall Liveability in the Huon Valley is considerably lower than the Australian average, this outcome is not unique to your LGA and shines a light on how issues facing Tasmania are experienced across the state's local areas. The Huon Valley returned an Overall Liveability Index (OLI) of 57.2 out of 100. By this measure, the Huon Valley is considered less liveable than Australia (65.2), Tasmania (61.9) and the Small Town and Rural peer group (62.5). Despite Huon Valley residents reporting positive local area experiences regarding 'access to the natural environment' and, to a lesser extent, 'feeling safe' - both of which residents say are very important in making somewhere a good place to live - these areas of strength were muted by very poor local area experiences against the fundamentals of 'high quality health services', the provision of 'affordable decent housing' and 'high quality education opportunities'. It is important to note that while these experiences were reported as especially poor for residents living across the Valley, Tasmanians also reported poorer local area experiences for these attributes in comparison to the average Australian.

Access to the natural environment is an absolute and relative strength of the Huon Valley. Your residents nominated 'access to the natural environment' as the attribute that contributes most to making somewhere a good place and also the liveability aspect that was most positively experienced across local areas. When compared with available benchmarks, this combination of very high importance and positive local area experiences is unique to the Huon Valley and demands that planning and advocacy associated with or impacting on your community's ability to 'access the natural environment' must be done with full consideration as to how it will affect your residents' most important liveability attribute.

There is community demand for improvement related to fundamental services such as healthcare and education. Nominated the 3rd and 8th most important liveability attributes respectively, local area experiences were very poor for both, with residents rating their local area 4.9/10 for 'high quality health services' compared to the Australian average of 6.9/10, and 4.3/10 regarding 'high quality education opportunities' compared to the national benchmark of 6.7/10. While not in Council's direct control, these experiences place substantial downward pressure on the Valley's OLI and, as such, we encourage Huon Valley to use these insights as a resident-led evidence base in advocacy efforts with other levels of government.



Top five key findings...

Views.id consulting has identified five key findings from the Living in the Huon Valley survey.



The provision of affordable decent housing is a challenge for the Huon Valley, and the Nation.

Residents of the Huon Valley nominated 'affordable decent housing' as the 5th most important liveability attribute and the 14th most positively experienced. While this combination of high importance and poor local area experiences determines that 'affordable decent housing' is an attribute where experiences need to be improved to advance quality of life, your residents' sentiment is also reflected in the views of all Australians. Through a national lens, 'affordable decent housing' is the only liveability attribute where the community's values and experiences are so consistently misaligned. These feelings also show through in the Concerns and Ideas section, where 52% of Huon Valley residents nominated 'Housing/Price of Housing' as one of the top three issues facing their local area. And, despite the average Australian also nominating 'Housing/Price of Housing' as the top issue facing their local area (38%), the acuity with which Huon Valley residents nominated housing as their top worry highlights the extent of this concern for your community.



The high value placed on social liveability attributes presents opportunities to maintain and enhance local area experiences to advance quality of life.

Compared to the average Australian, residents of the Huon Valley place a higher value on 'a strong sense of community' (50% vs. 29%) and 'social cohesion' (33% vs. 22%). Despite your community reporting more positive local area experiences against both items relative to other important attributes (like healthcare, housing and education), your residents' experiences were similar to (for 'a strong sense of community') or worse than (for 'social cohesion') the Australian averages. Given this, we encourage Council to focus strategies that will see the community report more positive local area experiences for these social attributes - especially 'social cohesion' - as increased positive sentiment will place upward pressure on the Overall Liveability Index.

Engage with this report to understand these needs in more detail, and utilise our online platform, views.id, to further investigate *what* needs to improve, *where* and for *whom*, to advance quality of life across the Huon Valley.

About the Views report...

The Living in the Huon Valley Views report aims to provide the reader with a succinct and narrative based understanding as to what the residents of the Huon Valley value when considering what makes somewhere a good place to live, how they experience their local area in that regard, Huon Valley's overall liveability and what the community believe needs to happen to advance quality of life across the LGA. The report discusses residents' views regarding their health and wellbeing, personal financial circumstances and most pressing local area concerns. A summary chapter looks at overall liveability and future needs within four local areas.

While this report compares Huon Valley residents' views from September and October 2021 (the benchmark year) with national averages, future reports (e.g. 2022 and beyond) will focus on comparing how the community's views are changing over-time in response to your strategic policy and advocacy agenda.

The online platform, views.id, provides an efficient and interactive visual representation of your community's views, including external comparisons, geographic and demographic differences, change-over-time, and self-serve exploratory analysis capabilities.



Table of Contents...

Living in Huon Valley.....6

Health & wellbeing.....17

Financial circumstances.....19

Local area concerns.....20

Living across the Huon Valley - Local Areas.....21

Living in the Huon Valley...

This section describes what residents of the Huon Valley believe makes somewhere a good place to live and how they experience their local area against the 16 individual attributes. It expresses residents' values and experiences as an Overall Liveability Index (OLI) and discusses which individual attributes need to be maintained and improved to advance liveability.

This chapter compares how and where the sentiment expressed by Huon Valley residents is consistent and different with people who live in similar local government areas (Small Town & Rural), and those who call Tasmania and Australia home.

Overall Liveability across the Huon Valley

As reported in the chart below, the Huon Valley Overall Liveability Index returned a score of 57.2 out of a possible 100. By this measure, liveability across the Huon Valley local government area is considered lower than Australia (65.2), Tasmania (61.9) and Small Town & Rural areas (62.5).

Huon Valley Overall Liveability Index



The Index is derived by combining your residents values (what they believe makes somewhere a good place to live) with their experiences (local area ratings) across the 16 liveability attributes. While the Overall Liveability Index is an important summary indicator it is, by its nature, an outcome metric. To this end, the Index is not instructive and can leave Huon Valley Council thinking, well what can be done about this?

Understanding the relationship between residents' values and experiences enables the creation of community needs. In *Living in Place*, we express these needs as *areas to maintain* (attributes of high importance to the community where local area experiences are relatively positive) and *areas to improve* (attributes of high importance to the community where local area experiences are relatively less positive).

The balance of this section discusses your residents values and experiences in greater detail, summarises the areas to maintain and improve, and highlights how your residents views manifest across, within and beyond the Huon Valley.

The Values and Experiences of Huon Valley residents

When asked to select the five attributes that they believe are most important when considering what makes somewhere a good place to live, residents placed the highest value on 'access to the natural environment' (64%), ahead of the next most important attributes of 'feeling safe' (58%) and 'high quality health services' (54%). 'A strong sense of community' (50%) and 'affordable decent housing' (38%) were the 4th and 5th most important. As expressed in the chart below, Huon Valley residents placed a noticeably higher value on 'access to the natural environment' when compared to the Australian average.

While those five attributes were nominated as being of greatest importance, residents' local area experiences were somewhat mixed. The community reported positive local area experiences for the two most important attributes of 'access to the natural environment' (7.8/10) and 'feeling safe' (7.1). In contrast, residents' experiences of 'high quality health services' (4.9) and 'affordable decent housing' (4.2) were less positive.



Areas to Maintain and Improve to advance Overall Liveability across the Huon Valley

.id uses a values and experiences matrix to express the relationship between what your community believes makes somewhere a good place to live, and how they experience their local area in that regard. Referencing the Living in the Huon Valley values and experience matrix below, you will note that attributes of greater importance appear to the right of the matrix. Better local area experiences are closer to the top. The matrix highlights the attributes that your community believe needs to maintained and improved to advance overall liveability.

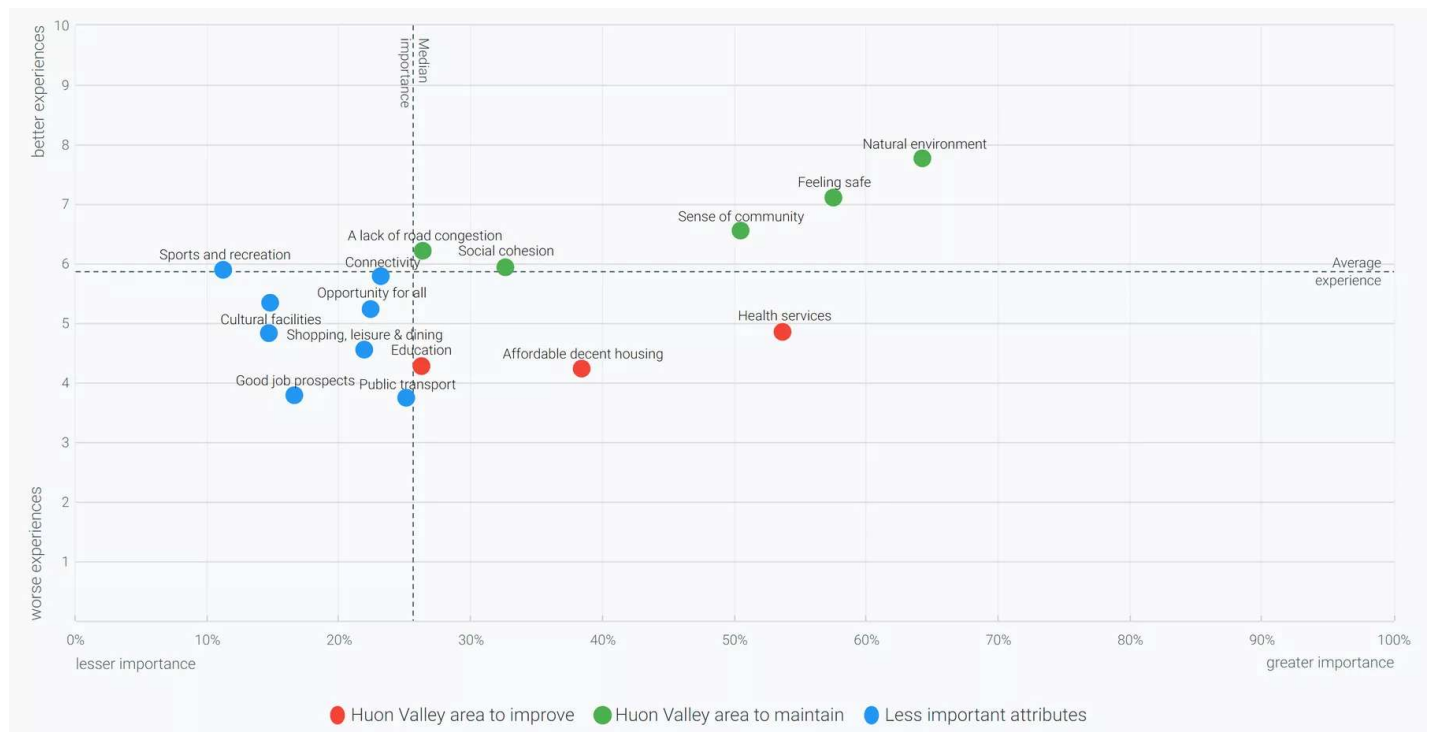
Analysis of the Living in the Huon Valley survey identified five *areas to maintain* and three *areas to improve* local area experiences to advance liveability.

Areas to Maintain:

- Access to the natural environment
- Feeling safe
- A strong sense of community
- Social cohesion
- A lack of road congestion

Areas to Improve:

- High quality health services
- Affordable decent housing
- High quality education opportunities



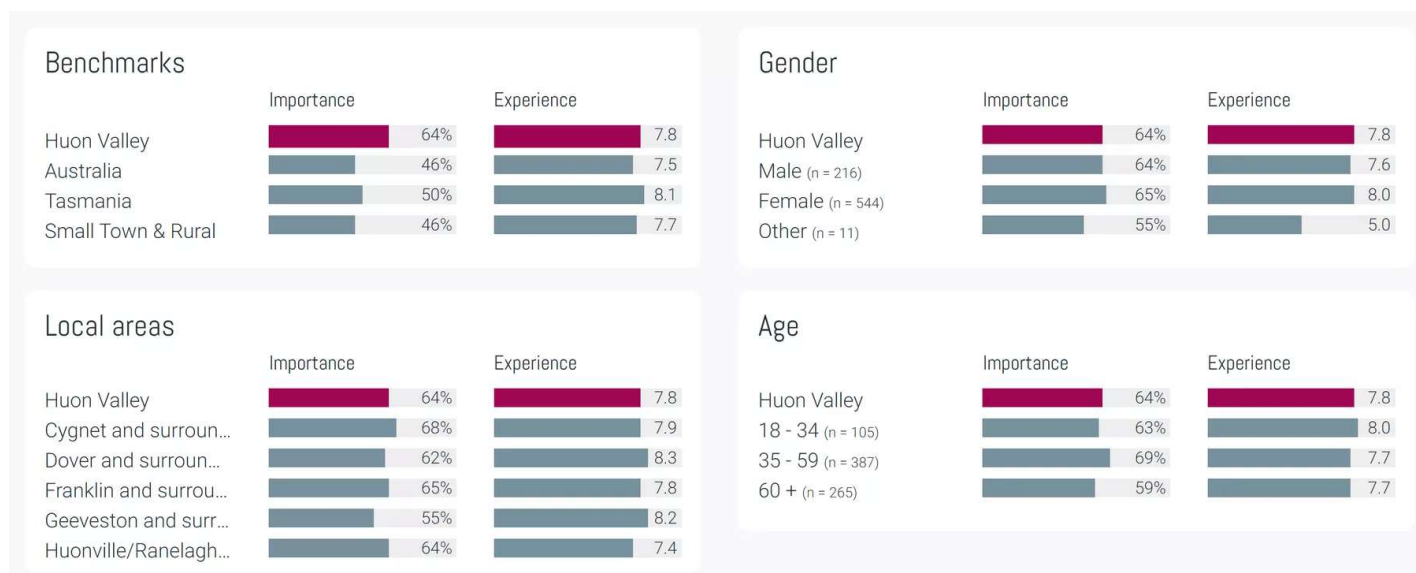
The following pages explore these most important liveability attributes in greater detail.

Area to Maintain - access to the natural environment

64% of residents selected 'Access to the natural environment (e.g. rivers, beaches, forests, parks, green spaces)' as an important attribute when considering what makes somewhere a good place to live, making it the 1st most important liveability aspect for Huon Valley residents overall. Residents rated their experience of 'Access to the natural environment (e.g. rivers, beaches, forests, parks, green spaces)' in their local area 7.8 out of 10, on average, making it the 1st most positively experienced attribute of 16.

For the most part, Huon Valley residents placed a higher value on and reported more positive local area experiences regarding 'access to the natural environment' when compared to all external benchmarks.

Looking across the Huon Valley, residents of Cygnet and surrounds (68%) and Franklin and surrounds (65%) placed the highest value on 'access to the natural environment' and the most positive local area experiences were reported in Dover and surrounds (8.3/10) and Geeveston and surrounds (8.2). When analysed by Gender and Age, Females (65%) and those aged between 35-59 (69%) placed the greatest value on this attribute. Females (8.0/10) and those aged between 18 - 34 (8.0) reported the most positive local area experiences.

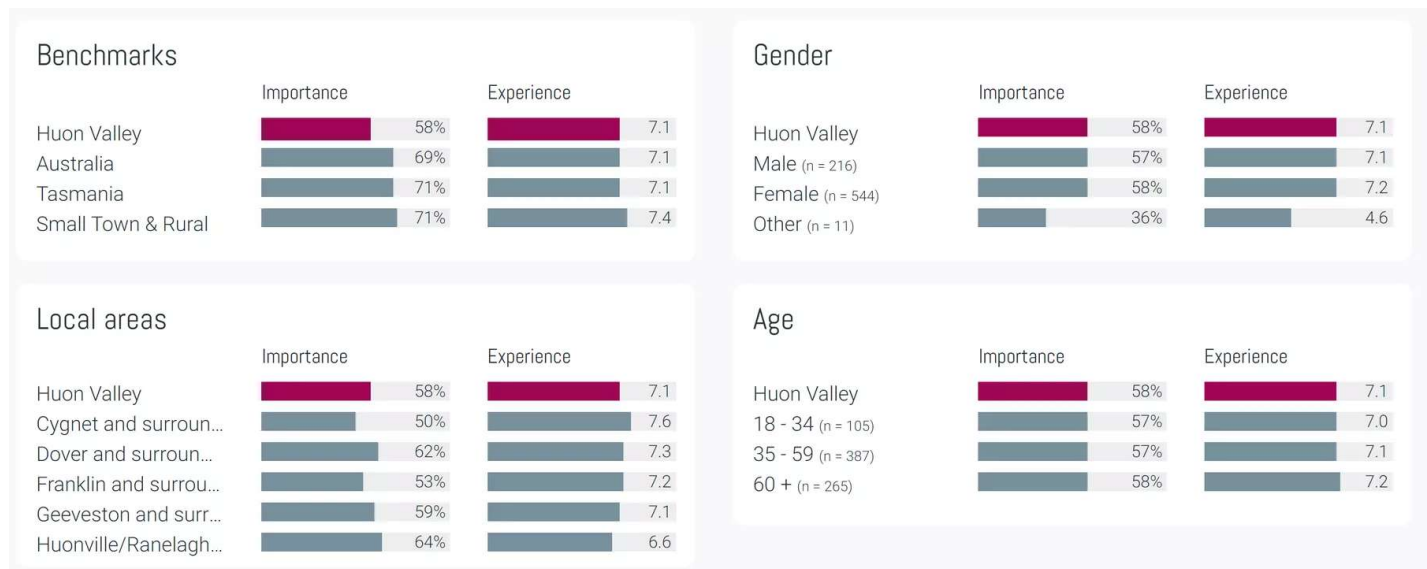


Area to Maintain - feeling safe

58% of residents selected 'Feeling safe' as an important attribute when considering what makes somewhere a good place to live, making it the 2nd most important liveability aspect for Huon Valley residents overall. Residents rated their experience of 'Feeling safe' in their local area 7.1 out of 10, on average, making it the 2nd most positively experienced attribute of 16.

For the most part, Huon Valley residents placed a lesser value on and reported similar local area experiences regarding 'feeling safe' when compared to all external benchmarks.

Looking across the Huon Valley, residents of Huonville/Ranelagh and surrounds (64%) and Dover and surrounds (62%) placed the highest value on 'feeling safe' and the most positive local area experiences were reported in Cygnet and surrounds (7.6/10) and Dover and surrounds (7.3). When analysed by Gender and Age, Females (58%) and those aged 60+ (58%) placed the greatest value on this attribute. Females (7.2/10) and those aged 60+ (7.2) reported the most positive local area experiences.

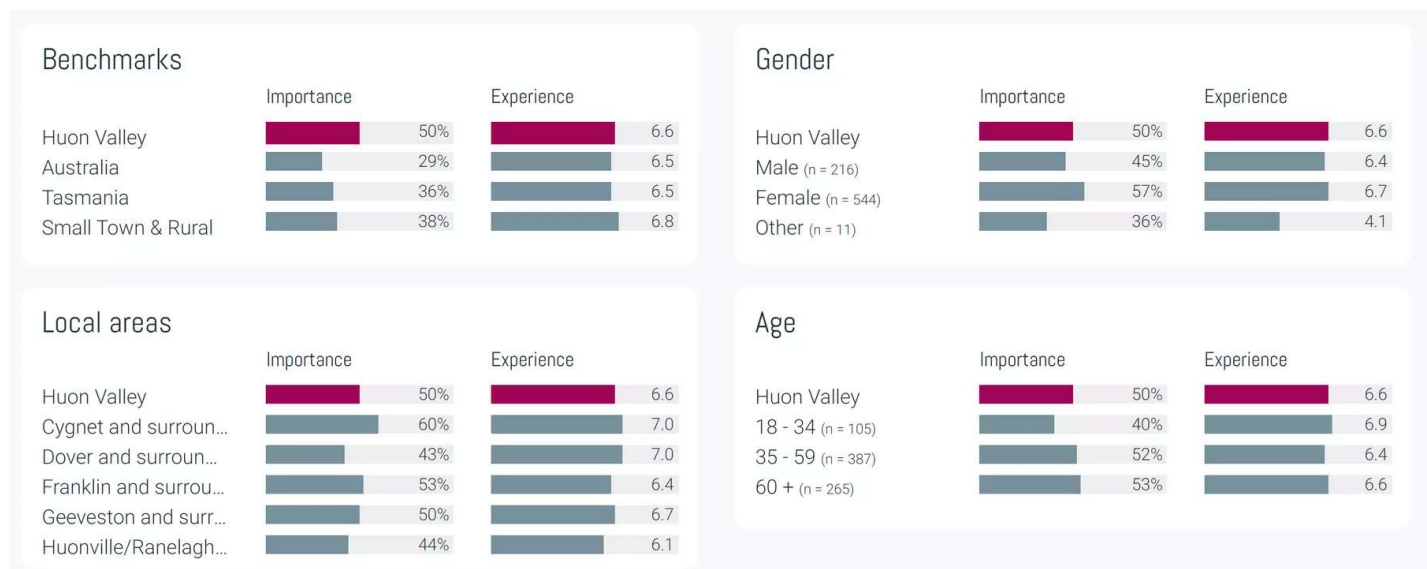


Area to Maintain - a strong sense of community

50% of residents selected 'A strong sense of community' as an important attribute when considering what makes somewhere a good place to live, making it the 4th most important liveability aspect for Huon Valley residents overall. Residents rated their experience of 'A strong sense of community' in their local area 6.6 out of 10, on average, making it the 3rd most positively experienced attribute of 16.

Huon Valley residents placed a higher value on and reported similar local area experiences regarding 'a strong sense of community' when compared to all external benchmarks.

Looking across the Huon Valley, residents of Cygnet and surrounds (60%) and Franklin and surrounds (53%) placed the highest value on 'a strong sense of community' and the most positive local area experiences were reported in Cygnet and surrounds (7.0/10) and Dover and surrounds (7.0). When analysed by Gender and Age, Females (57%) and those aged 60+ (53%) placed the greatest value on this attribute. Females (6.7/10) and those aged between 18 - 34 (6.9) reported the most positive local area experiences.

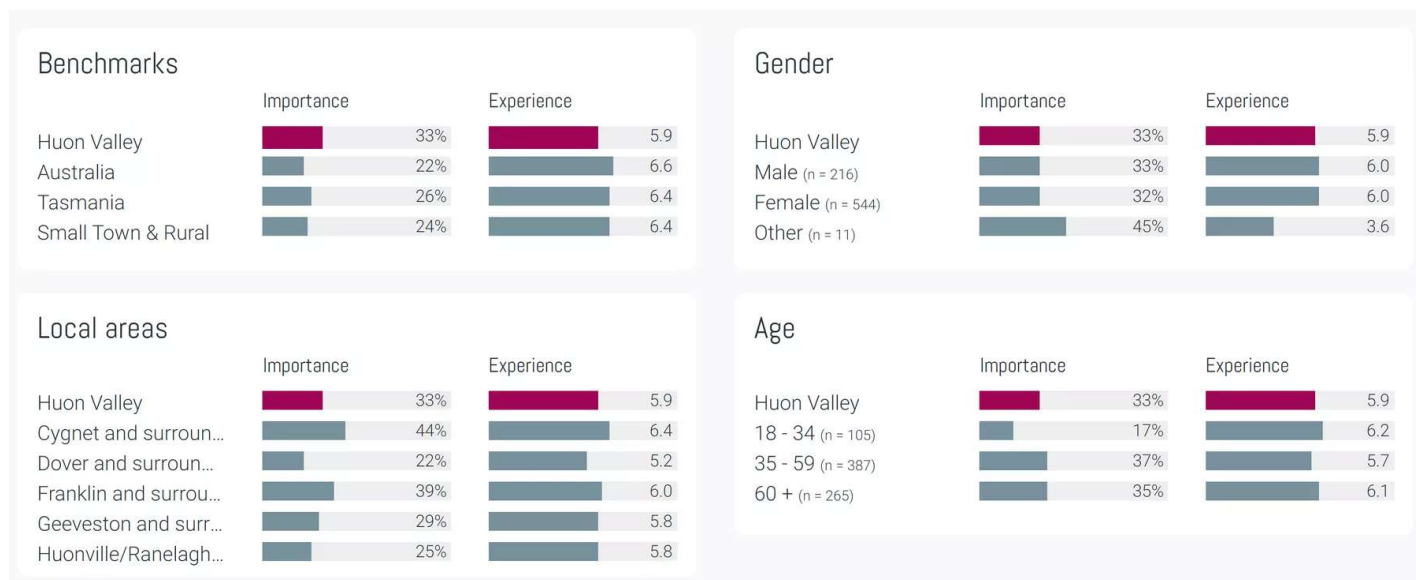


Area to Maintain - social cohesion

33% of residents selected 'Social cohesion (e.g. acceptance of multiculturalism, religious groups living in harmony, etc)' as an important attribute when considering what makes somewhere a good place to live, making it the 6th most important liveability aspect for Huon Valley residents overall. Residents rated their experience of 'Social cohesion (e.g. acceptance of multiculturalism, religious groups living in harmony, etc)' in their local area 5.9 out of 10, on average, making it the 5th most positively experienced attribute of 16.

For the most part, Huon Valley residents placed a higher value on and reported poorer local area experiences regarding 'social cohesion' when compared to all external benchmarks.

Looking across the Huon Valley, residents of Cygnet and surrounds (44%) and Franklin and surrounds (39%) placed the highest value on 'social cohesion' and the most positive local area experiences were reported in Cygnet and surrounds (6.4/10) and Franklin and surrounds (6.0). When analysed by Gender and Age, Males (33%) and those aged between 35-59 (37%) placed the greatest value on this attribute. Females, Males (6.0/10) and those aged between 18 - 34 (6.2) reported the most positive local area experiences.

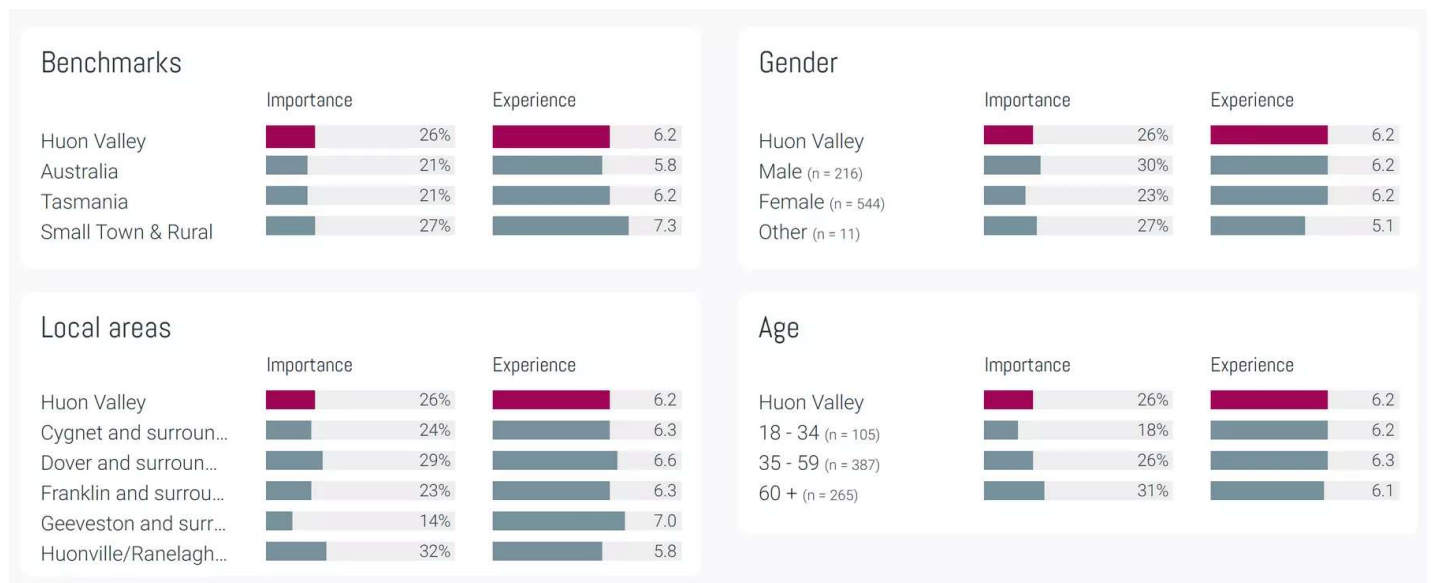


Area to Maintain - a lack of road congestion

26% of residents selected 'A lack of road congestion' as an important attribute when considering what makes somewhere a good place to live, making it the 7th most important liveability aspect for Huon Valley residents overall. Residents rated their experience of 'A lack of road congestion' in their local area 6.2 out of 10, on average, making it the 4th most positively experienced attribute of 16.

Huon Valley residents placed a higher and lower value on and reported more positive and poorer local area experiences regarding 'a lack of road congestion' when compared to all external benchmarks.

Looking across the Huon Valley, residents of Huonville/Ranelagh and surrounds (32%) and Dover and surrounds (29%) placed the highest value on 'a lack of road congestion' and the most positive local area experiences were reported in Geeveston and surrounds (7.0/10) and Dover and surrounds (6.6). When analysed by Gender and Age, Males (30%) and those aged 60+ (31%) placed the greatest value on this attribute. Males, Females (6.2/10) and those aged between 35 - 59 (6.3) reported the most positive local area experiences.

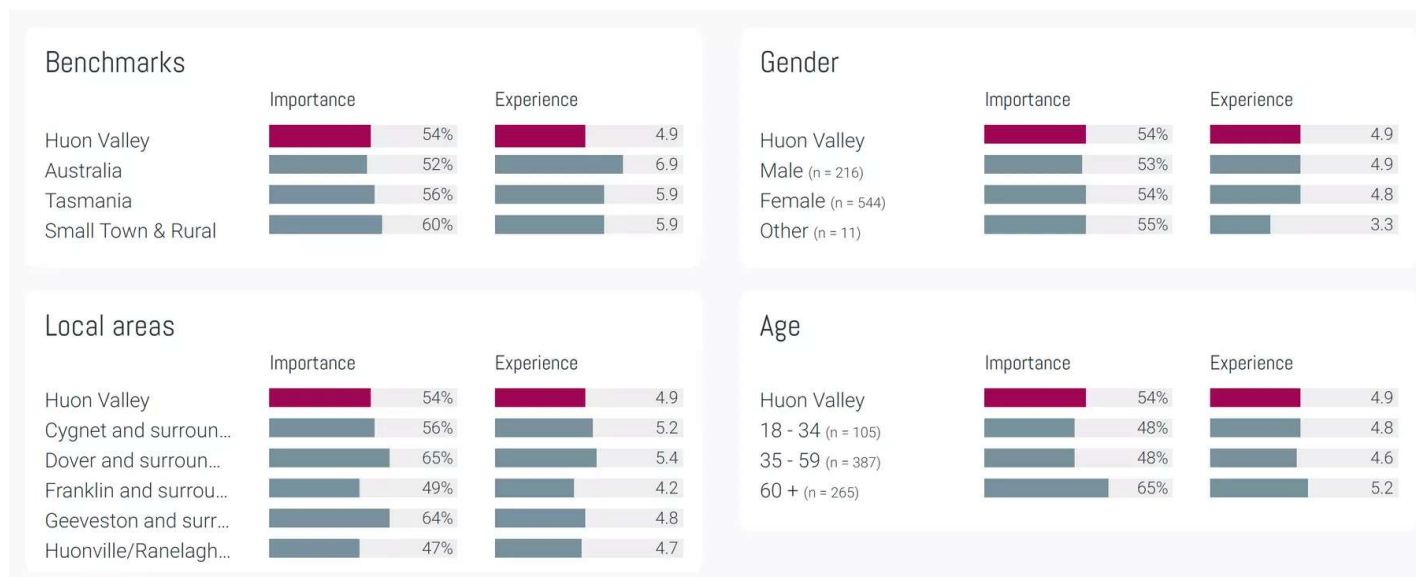


Area to Improve - high quality health services

54% of residents selected 'High quality health services' as an important attribute when considering what makes somewhere a good place to live, making it the 3rd most important liveability aspect for Huon Valley residents overall. Residents rated their experience of 'High quality health services' in their local area 4.9 out of 10, on average, making it the 10th most positively experienced attribute of 16.

Huon Valley residents placed a similar value on and reported poorer local area experiences regarding 'high quality health services' when compared to all external benchmarks.

Looking across the Huon Valley, residents of Dover and surrounds (65%) and Geeveston and surrounds (64%) placed the highest value on 'high quality health services' and the most positive local area experiences were reported in Dover and surrounds (5.4/10) and Cygnet and surrounds (5.2). When analysed by Gender and Age, Females (54%) and those aged 60+ (65%) placed the greatest value on this attribute. Males (4.9/10) and those aged between 60+ (5.2) reported the most positive local area experiences.

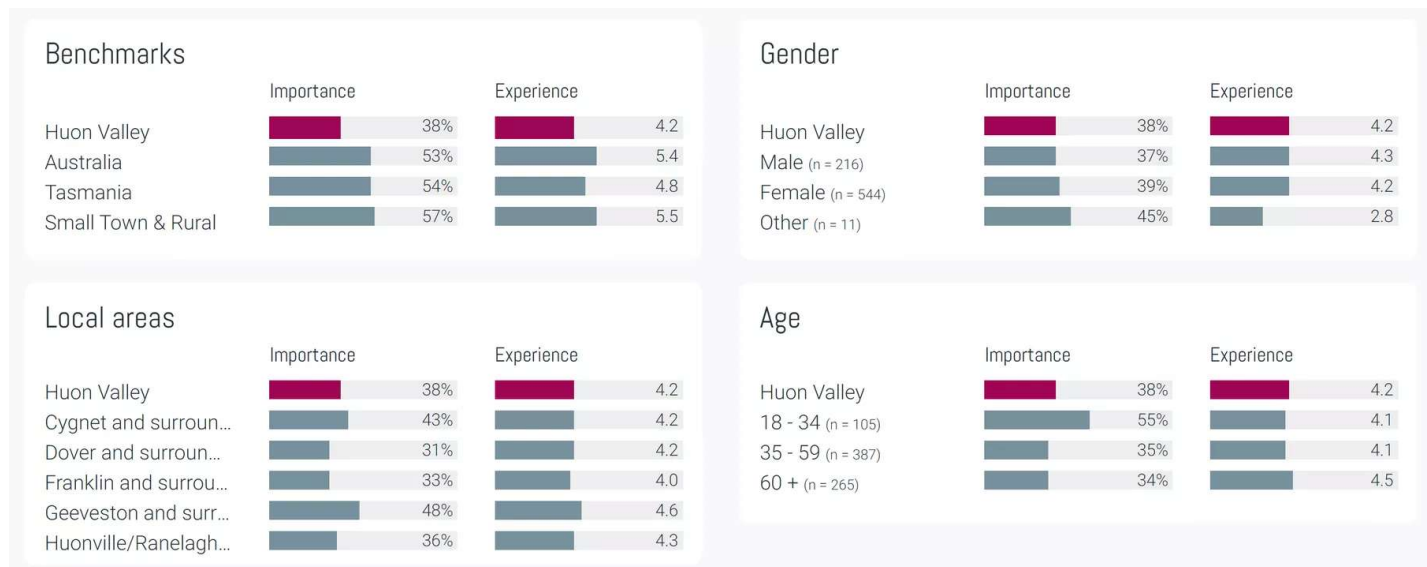


Area to Improve - affordable decent housing

38% of residents selected 'Affordable decent housing' as an important attribute when considering what makes somewhere a good place to live, making it the 5th most important liveability aspect for Huon Valley residents overall. Residents rated their experience of 'Affordable decent housing' in their local area 4.2 out of 10, on average, making it the 14th most positively experienced attribute of 16.

Huon Valley residents placed a lower value on and reported poorer local area experiences regarding 'affordable decent housing' when compared to all external benchmarks.

Looking across the Huon Valley, residents of Geeveston and surrounds (48%) and Cygnet and surrounds (43%) placed the highest value on 'affordable decent housing' and the most positive local area experiences were reported in Geeveston and surrounds (4.6/10) and Huonville/Ranelagh and surrounds (4.3). When analysed by Gender and Age, Females (39%) and those aged between 18 - 34 (55%) placed the greatest value on this attribute. Males (4.3/10) and those aged 60+ (4.5) reported the most positive local area experiences.

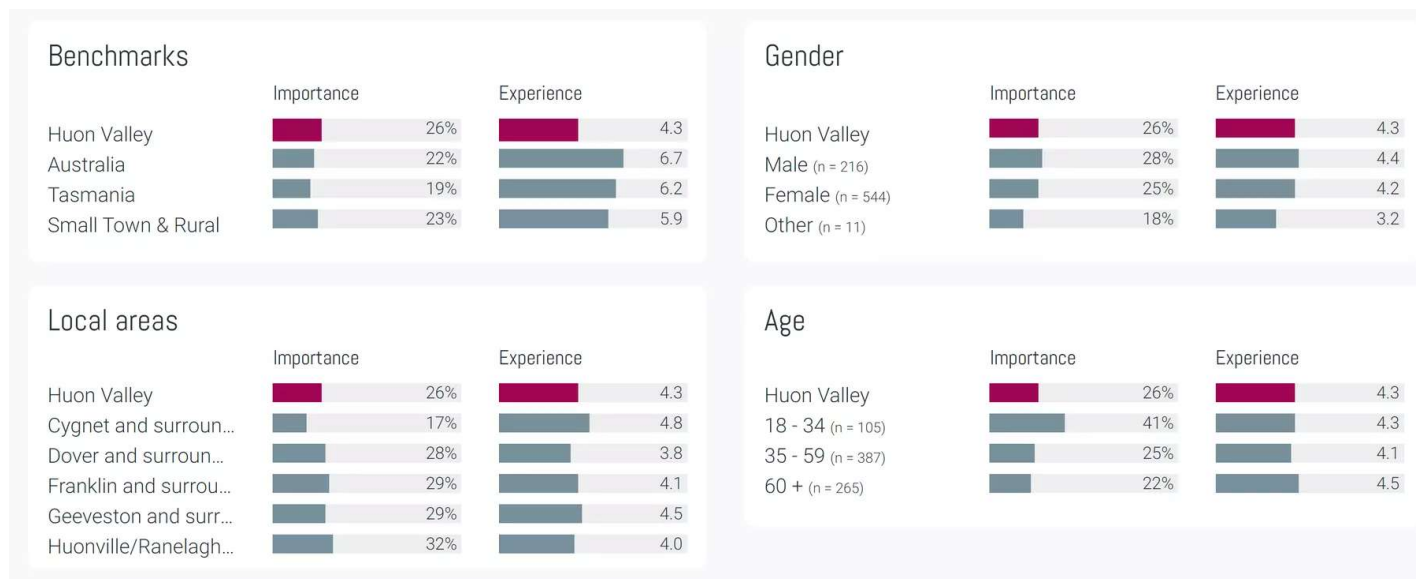


Area to Improve - high quality education opportunities

26% of residents selected 'High quality education opportunities' as an important attribute when considering what makes somewhere a good place to live, making it the 8th most important liveability aspect for Huon Valley residents overall. Residents rated their experience of 'High quality education opportunities' in their local area 4.3 out of 10, on average, making it the 13th most positively experienced attribute of 16.

Huon Valley residents placed a slightly higher value on and reported poorer local area experiences regarding 'high quality education opportunities' when compared to all external benchmarks.

Looking across the Huon Valley, residents of Huonville/Ranelagh and surrounds (32%), Franklin, Geeveston and surrounds (29%) placed the highest value on 'high quality education opportunities' and the most positive local area experiences were reported in Cygnet and surrounds (4.8/10) and Geeveston and surrounds (4.5). When analysed by Gender and Age, Males (28%) and those aged between 18 - 34 (41%) placed the greatest value on this attribute. Males (4.4/10) and those aged 60+ (4.5) reported the most positive local area experiences.



Health & wellbeing...

The World Health Organisation defines 'health' as a state of complete physical, mental and social well-being and not merely the absence of disease or infirmity. In response, we have crafted six questions that efficiently provide an insight as to your residents' overall health as well as their current and projected physical health, mental health and social wellbeing.

Overall Health & Wellbeing across the Huon Valley

The Huon Valley Health & Wellbeing Index returned a value of 7.0 out of 10. This finding was higher than Australia (6.6), Tasmania (6.7), and Small Town & Rural (6.4). The Index is created by averaging residents self-reported ratings of their current physical health, mental health and social wellbeing. The maximum possible score on the Index is 10.

Huon Valley Health and Wellbeing Index



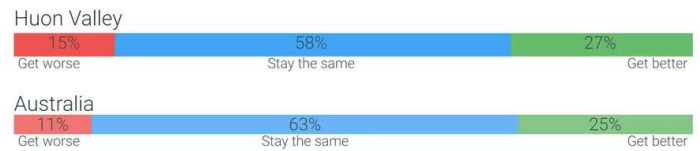
Physical Health across the Huon Valley

As reported in the chart below, residents rated their current physical health an average of 7.0 out of 10. When asked about the future, 27% forecast that their physical health will get better in 12 months and 15% believe it will get worse. When compared with the Australian average, residents of the Huon Valley reported being in better current physical health and were more likely to forecast that their physical health will get better in the coming year.

How would you rate your physical health?



Do you think your physical health will get better, worse or stay the same over the next year?



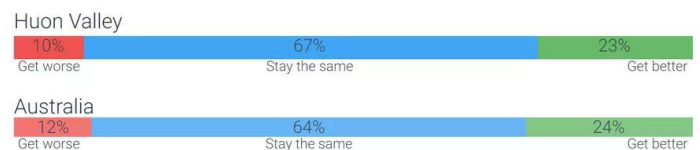
Mental Health across the Huon Valley

As reported in the chart below, residents rated their current mental health an average of 7.1 out of 10. When asked about the future, 23% forecast that their mental health will get better in 12 months and 10% believe it will get worse. When compared with the Australian average, residents of the Huon Valley reported being in slightly better current mental health and were marginally less likely to forecast that their mental health will get better in the coming year.

How would you rate your mental health?



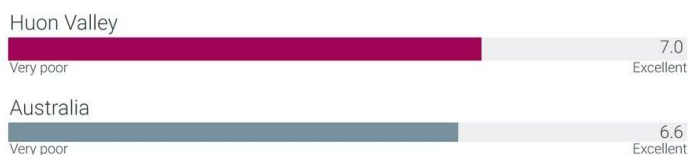
Do you think your mental health will get better, worse or stay the same over the next year?



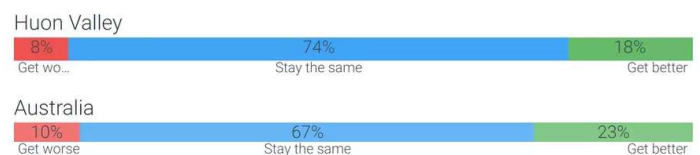
Social Wellbeing across the Huon Valley

As reported in the chart below, residents rated their current social wellbeing an average of 7.0 out of 10. When asked about the future, 18% forecast that their social wellbeing will get better in 12 months and 8% believe it will get worse. When compared with the Australian average, residents of the Huon Valley reported higher levels of social wellbeing and were less likely to forecast that their social wellbeing will get better in the coming year.

How would you rate your social wellbeing?



Do you think your social wellbeing will get better, worse or stay the same over the next year?



Financial circumstances...

In modern Australia, financial wellbeing plays an important role in self-determination, and generally provides us greater agency over our own lives. In response, we have crafted four questions that examine how your residents feel about their current financial circumstances, their ability to meet financial commitments, future personal financial prospects and how they feel about the future economic prospects of their local area.

Personal financial circumstances across the Huon Valley

Residents rated their current personal financial circumstances an average of 6.3 out of 10. When asked about the future, 24% forecast that their personal financial circumstances will get better in 12 months and 14% believe they will get worse. When compared to the Australian average, a similar proportion of Huon Valley residents reported never being late in meeting their commitments.

Ability to meet commitments and future of local area economy

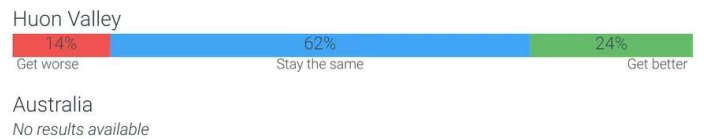
As shown in the chart below, 66% of residents reported that they are never late meeting their financial commitments and 27% advised they are sometimes late. When compared with the Australian average, a similar proportion of Huon Valley residents being never late in meeting their commitments.

17% of Huon Valley residents forecast that their local area economy will get better over the next year compared to 29% who believed it will get worse. When compared to the Australian average, residents of the Huon Valley were more likely to report worse future local area economic conditions relative to the Australian average.

How would you rate your personal financial circumstances?



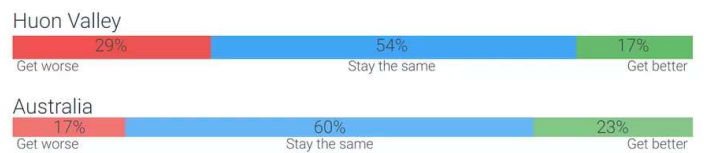
Do you think your personal financial circumstance will get worse, stay the same or get better over the next year?



How often, if ever, are you late meeting your financial commitments?



Do you think the economic situation in your local area will get worse, stay the same or get better over the next year?



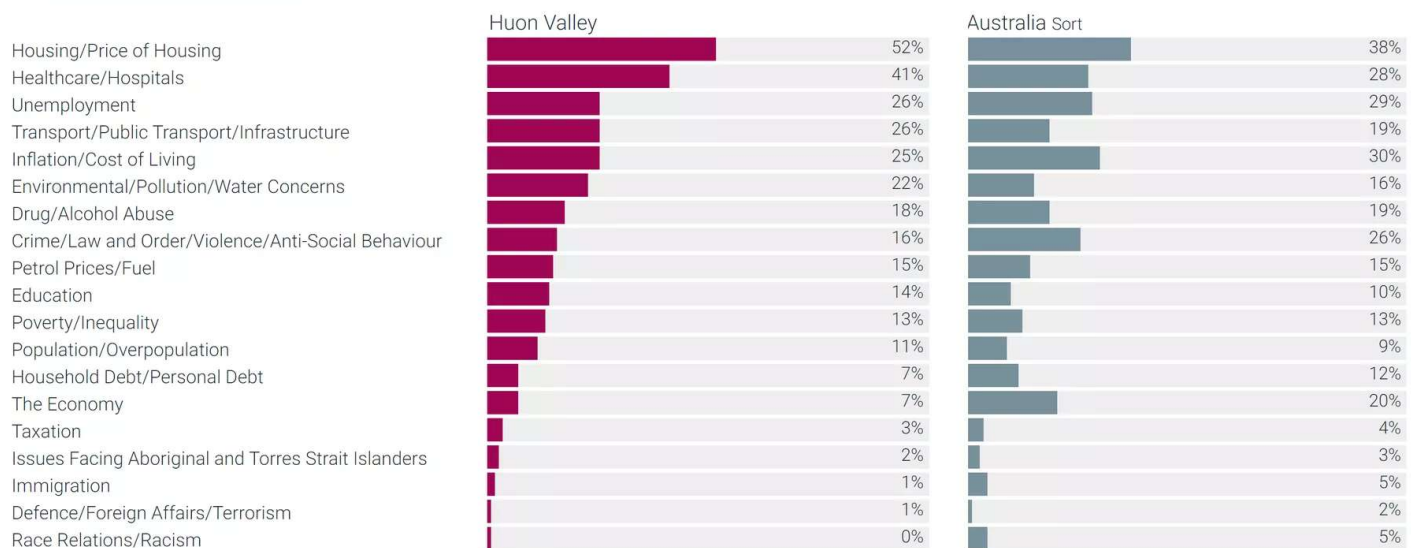
Local area concerns...

The section reports on your residents' most pressing local area concerns. In practice, the survey asks your residents to select the top 3 issues facing their local area from a list of 19 possible options.

The top issues facing the Huon Valley

As shown in the chart below, residents across the Huon Valley nominated 'Housing/Price of Housing' (52%), 'Healthcare/Hospitals' (41%), 'Unemployment' (26%) 'Transport/Public Transport/Infrastructure' (26%) and 'Inflation/Cost of Living' (25%) as the most pressing issues facing their local area. When compared to the Australian average, Huon Valley residents were more concerned about 'Housing/Price of Housing', 'Healthcare/Hospitals' and 'Transport/Public Transport/Infrastructure'.

What are the top three issues facing your local area?



Living across the Huon Valley – Local Areas...

This section discusses the Overall Liveability, Values and Experiences of residents across the five Huon Valley Local Areas:

- Cygnet and surrounds
- Dover and surrounds
- Franklin and surrounds
- Geeveston and surrounds
- Huonville/Ranelagh and surrounds

Living in Cygnet and surrounds

The Cygnet and surrounds Local Area is made up of Cradoc, Cygnet, Petcheys Bay, Deep Bay, Gardners Bay, Glaziers Bay, Woodstock, Peverata, Verona Sands, Wattle Grove, Lymington, Garden Island Creek, Upper Woodstock, Nicholls Rivulet, Abels Bay, Eggs and Bacon Bay, Lower Wattle Grove, and Charlotte Cove.

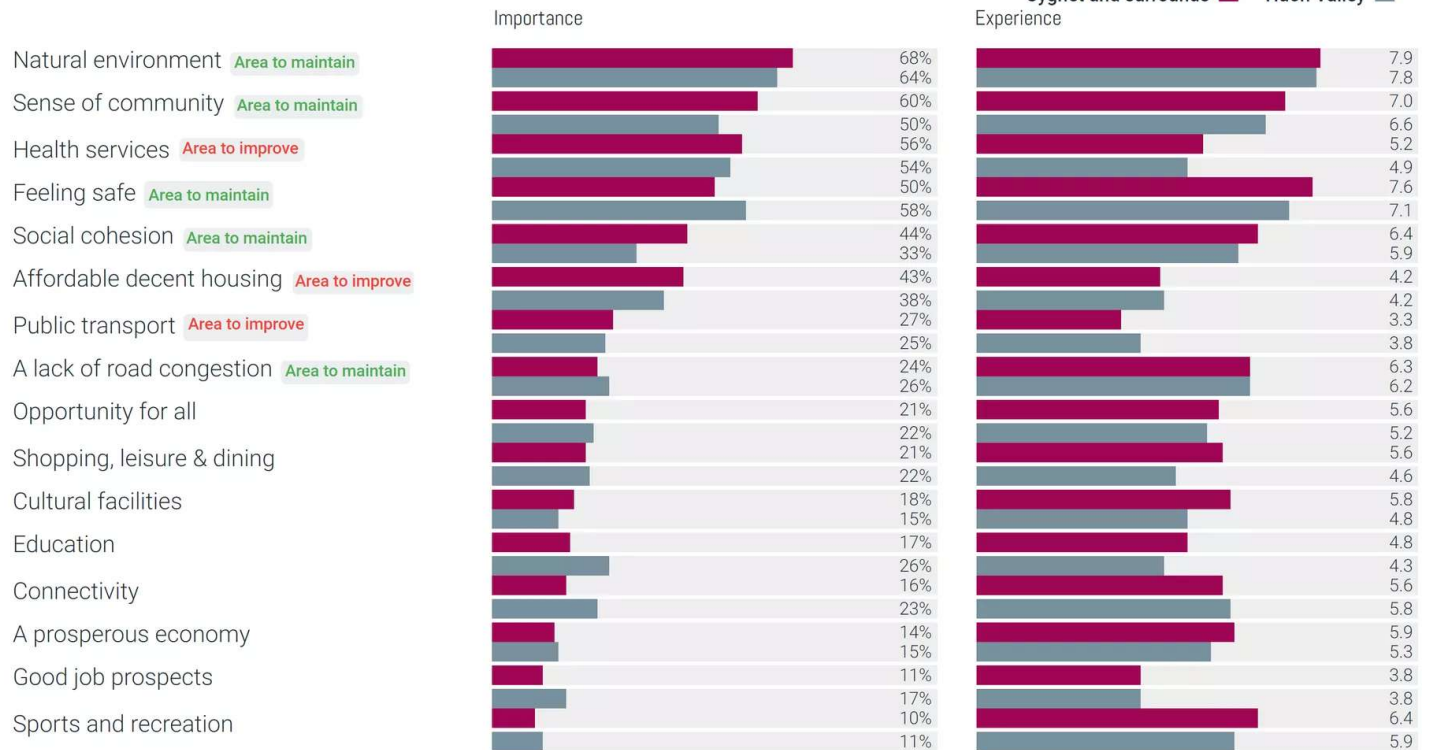
230 residents from Cygnet and surrounds participated in the survey, returning an error margin of ±6.5% (at 95% confidence). This means that when 68% of these residents selected “access to the natural environment” as one of the top five things that makes somewhere a good place to live, we were able to say with high conviction (95% confidence) that between 62% and 74% of all residents from that local area share that view.

The Cygnet and surrounds Local Area's Overall Liveability Index returned a value of 60.5 out of 100, higher than the Huon Valley average (57.2).

Cygnet and surrounds Overall Liveability Index



Huon Valley Overall Liveability Index



Living in Dover and surrounds

The Dover and surrounds Local Area is made up of Dover, Brooks Bay, Raminea, Police Point, Waterloo, Strathblane, Surges Bay, Hastings, Cairns Bay, Recherche, Southport, and Surveyors Bay.

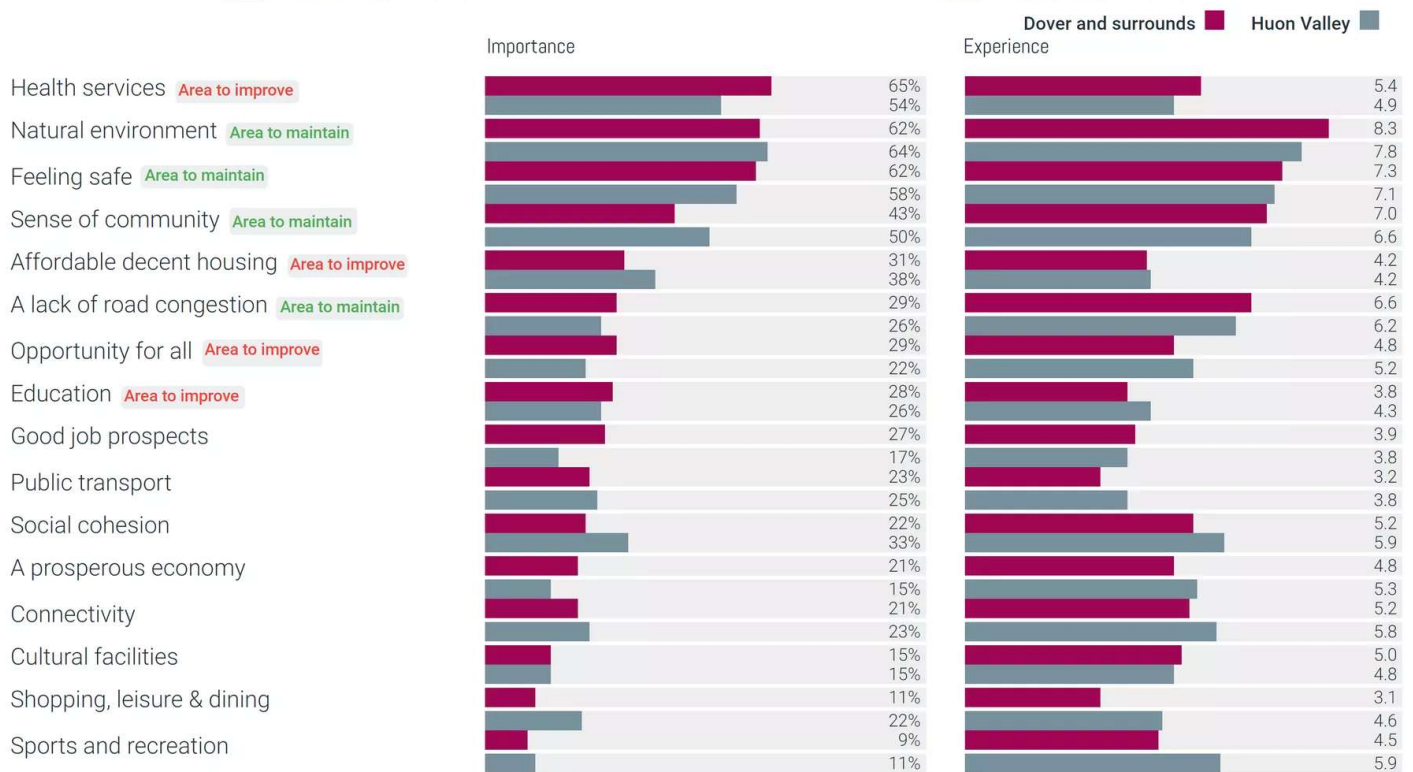
80 residents from Dover and surrounds participated in the survey, returning an error margin of ±11.0% (at 95% confidence). This means that when 65% of these residents selected “high quality health services” as one of the top five things that makes somewhere a good place to live, we were able to say with high conviction (95% confidence) that between 54% and 76% of all residents from that local area share that view.

The Dover and surrounds Local Area’s Overall Liveability Index returned a value of 57.0 out of 100, similar to the Huon Valley average (57.2).

Dover and surrounds Overall Liveability Index



Huon Valley Overall Liveability Index



Living in Franklin and surrounds

The Franklin and surrounds Local Area is made up of Franklin, Glen Huon, and Castle Forbes Bay.

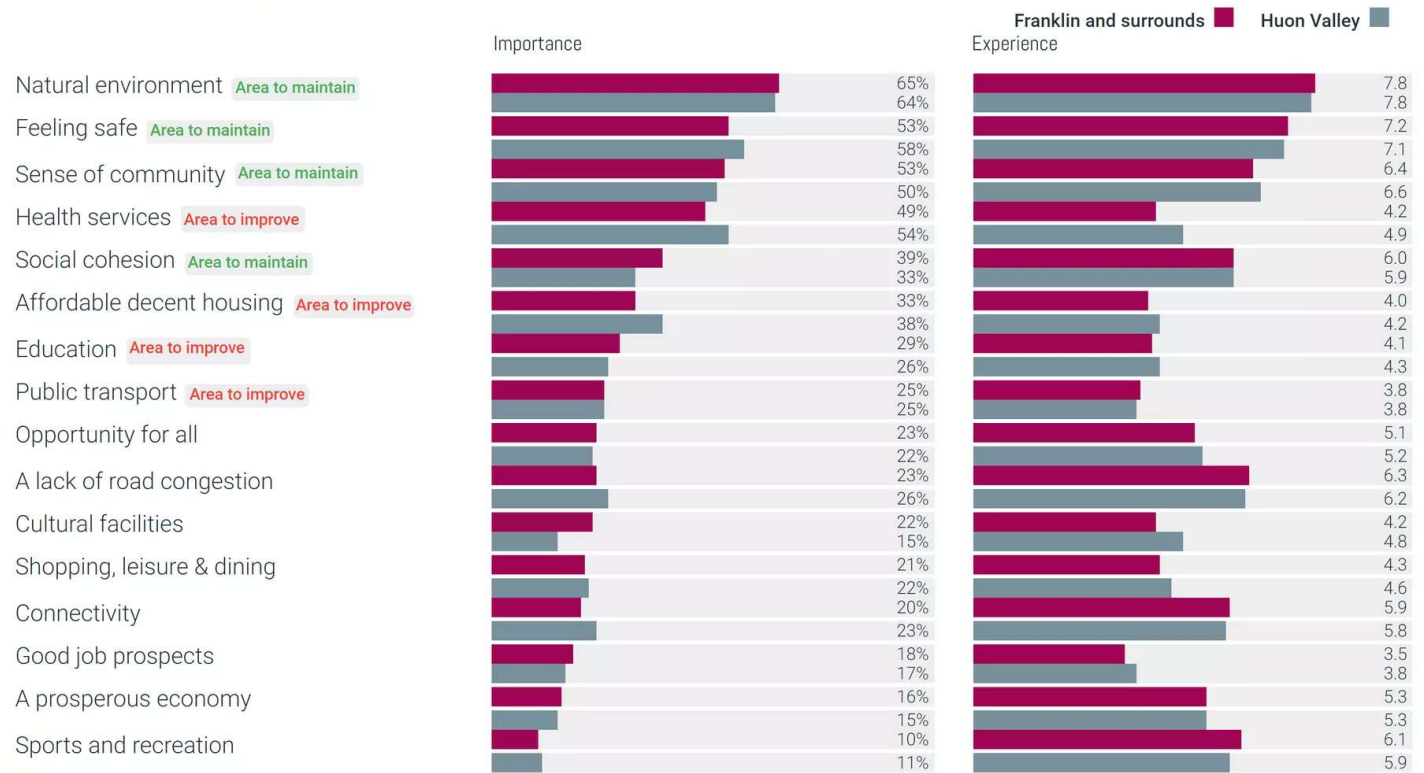
101 residents from Franklin and surrounds participated in the survey, returning an error margin of $\pm 9.8\%$ (at 95% confidence). This means that when 65% of these residents selected "access to the natural environment" as one of the top five things that makes somewhere a good place to live, we were able to say with high conviction (95% confidence) that between 55% and 75% of all residents from that local area share that view.

The Franklin and surrounds Local Area's Overall Liveability Index returned a value of 55.8 out of 100, lower than the Huon Valley average (57.2).

Franklin and surrounds Overall Liveability Index



Huon Valley Overall Liveability Index



Living in Geeveston and surrounds

The Geeveston and surrounds Local Area is made up of Port Huon and Geeveston.

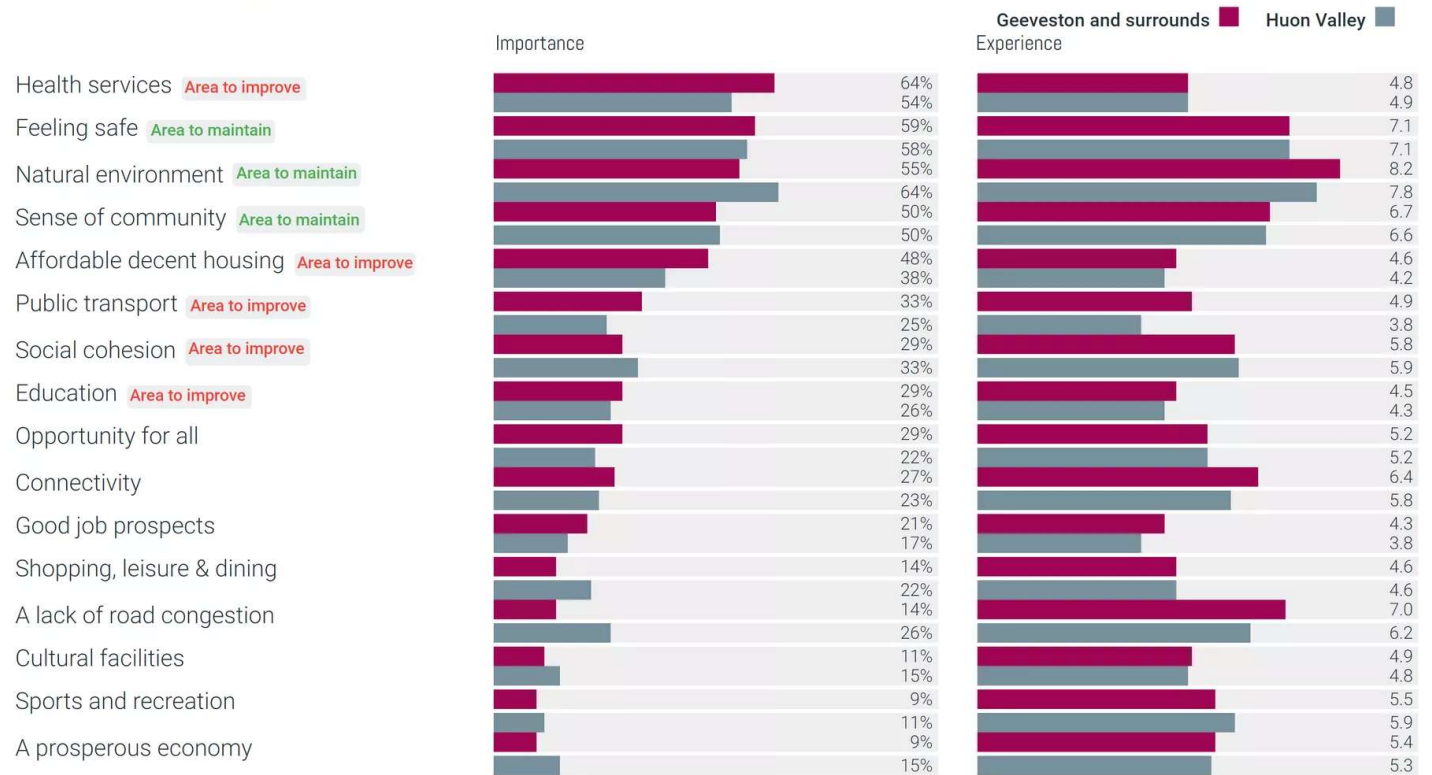
76 residents from Geeveston and surrounds participated in the survey, returning an error margin of ±11.2% (at 95% confidence). This means that when 64% of these residents selected “high quality health services” as one of the top five things that makes somewhere a good place to live, we were able to say with high conviction (95% confidence) that between 53% and 75% of all residents from that local area share that view.

The Geeveston and surrounds Local Area's Overall Liveability Index returned a value of 58.5 out of 100, higher than the Huon Valley average (57.2).

Geeveston and surrounds Overall Liveability Index



Huon Valley Overall Liveability Index



Living in Huonville/Ranelagh and surrounds

The Huonville/Ranelagh and surrounds Local Area is made up of Huonville, Lucaston, Grove, Ranelagh, Judbury, Crabtree, Mountain River, Lonnvale, and Lower Longley.

292 residents from Huonville/Ranelagh and surrounds participated in the survey, returning an error margin of $\pm 5.7\%$ (at 95% confidence). This means that when 64% of these residents selected "access to the natural environment" as one of the top five things that makes somewhere a good place to live, we were able to say with high conviction (95% confidence) that between 58% and 70% of all residents from that local area share that view.

The Huonville/Ranelagh and surrounds Local Area's Overall Liveability Index returned a value of 54.8 out of 100, lower than the Huon Valley average (57.2).

Huonville/Ranelagh and surrounds Overall Liveability Index



Huon Valley Overall Liveability Index



Huonville/Ranelagh and surrounds Huon Valley Experience

	Importance	Huonville/Ranelagh and surrounds	Huon Valley
Natural environment	Area to maintain	64%	7.4
Feeling safe	Area to maintain	64%	7.8
Health services	Area to improve	58%	6.6
Sense of community	Area to maintain	47%	7.1
Affordable decent housing	Area to improve	44%	4.7
A lack of road congestion	Area to maintain	54%	4.9
Education	Area to improve	44%	6.1
Connectivity	Area to maintain	50%	6.6
Shopping, leisure & dining		36%	4.3
Social cohesion		38%	4.2
Public transport		32%	5.8
Opportunity for all		26%	6.2
Good job prospects		32%	4.0
A prosperous economy		26%	4.3
Sports and recreation		30%	5.9
Cultural facilities		23%	5.8
		28%	4.2
		22%	4.6
		25%	5.8
		33%	5.9
		22%	3.9
		25%	3.8
		19%	5.1
		22%	5.2
		17%	3.8
		17%	3.8
		15%	5.0
		15%	5.3
		14%	5.9
		11%	5.9
		10%	4.2
		15%	4.8